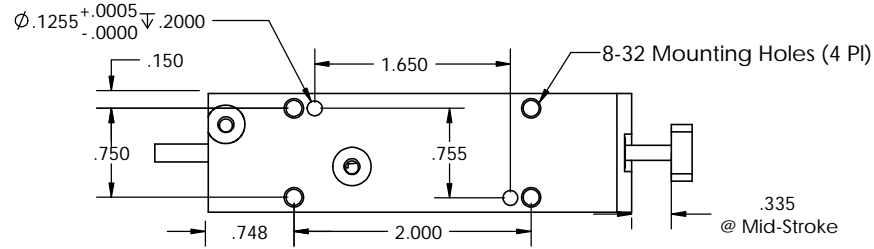
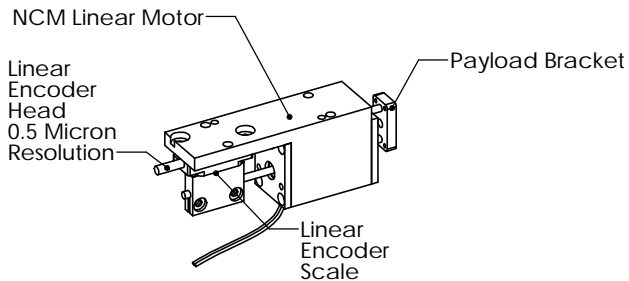
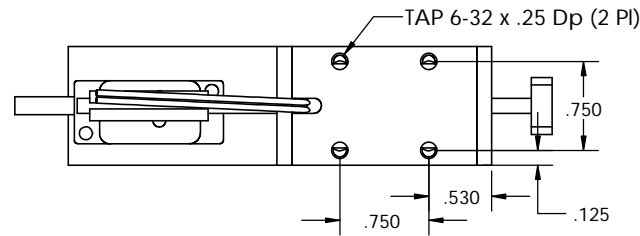
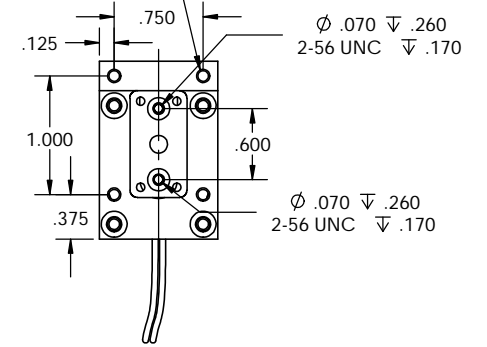
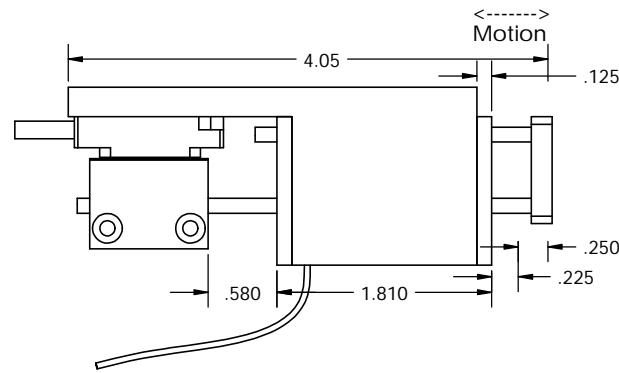
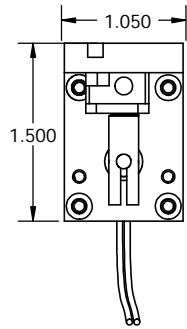


These drawings and specifications are the property of H2W Technologies, Inc. They are issued in confidence and shall not be reproduced, copied, or used without written permission from H2W Technologies, Inc.



4-40 Mounting Holes (4 Pl)



SPECS:
 Stroke = 0.2"
 Force = 1.2 lbs @ 100% Duty
 3.6 lbs @ 10% Duty

UNLESS SPECIFIED OTHERWISE: All dimensions are in inches Standard Tolerances are as follows: XXX ±.005 ANGLES ±1° XX ±.010 FILLETS AND X ±.020 CORNERS .010 Remove All Burs and Sharp Edges.		MATERIAL		FINISH		TITLE	
DRAWN	DATE	APPROVED	DATE	DWG #	REV	SHEET	
00G	1-15-07	MPW	1-15-07	30-0509	G	1 of 1	

H2W Technologies, Inc.

28310-C Ave Crocker Valencia, CA 91355 USA
 Tel: (661)-702-9346 Fax: (661)-702-9348
 www.h2wtech.com

VMS02-012-JB-01