
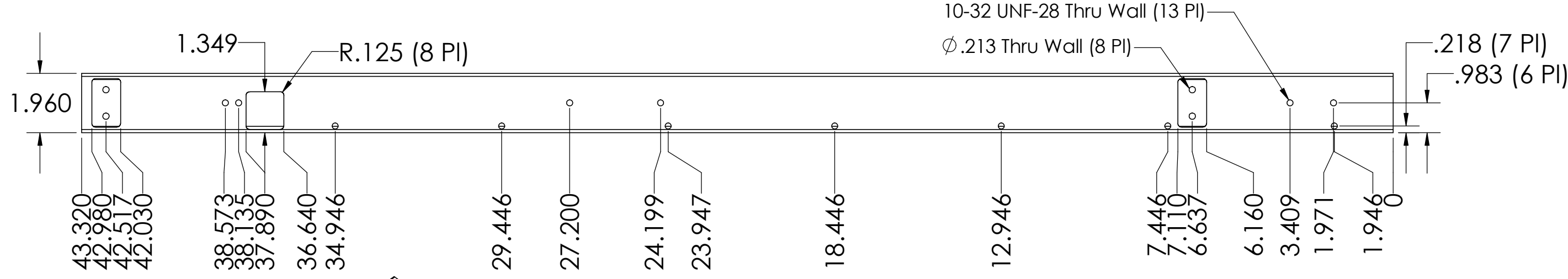
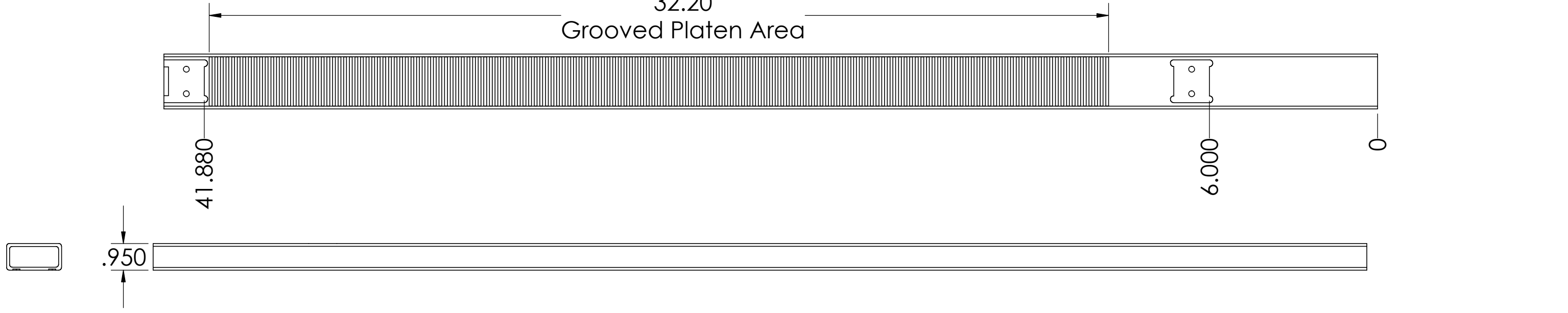


These drawings and specifications are the property of H2W Technologies, Inc. They are issued in confidence and shall not be reproduced, copied, or used without written permission from H2W Technologies, Inc.


| REVISION TABLE | | | | | |
|----------------|------|------------------|--------|----------|---------|
| REV | ECN# | DESCRIPTION | REV BY | APPROVED | DATE |
| --- | --- | Original Drawing | SDC | MPW | 3-10-15 |

32.20
Grooved Platen Area



UNLESS SPECIFIED OTHERWISE:
All dimensions are in inches
Standard Tolerances are as follows
.XXX ±.005 ANGLES ±1°
.XX ±.010 FILLETS AND
.X ±.020 CORNERS .010
Remove All Burrs and Sharp Edges

| | | | |
|----------|---------|--------------------|---------|
| MATERIAL | | Steel Tubing | |
| FINISH | | Electroless Nickel | |
| DRAWN | DATE | APPROVED | DATE |
| OOG | 3-10-15 | MPW | 3-10-15 |



| | | | | | |
|---------|-----|--------|--|--|--|
| TITLE | | | | Single Axis Linear Stepper Motor Platen Model #:P1295-1 | |
| DWG # | REV | SHEET | | | |
| 10-0602 | --- | 1 of 1 | | | |